









PROFESSIONAL.RELIABLE.PREPARED

Permit Application Checklist

Submit, Approve, Hunt—It's That Simple.

Ensure you have the following documents ready for your permit application:

-  Copy of Passport: A clear copy of your valid passport.
-  Invitation Letter: Formal invitation letter on the Safari Company's letterhead.
-  Copy of Itinerary/Flight Ticket: Copy of your travel itinerary or flight ticket.
-  Proof of Firearm Ownership – Firearm License
 - For U.S. Citizens: Certified US Customs Form 4457 (must be stamped by customs with a date from the same year as your hunt). (*Download US Customs Form 4457 from the website.*)
 - For Europeans and Other Nationalities: A copy of your firearm license.
-  SAPS 520 Form: Completed in black ink, using the format Year-Month-Day. (*Download SAPS 520 Form from the website.*)
-  Copy of Permission Letter: Permission letter authorising **Pre Permits** to handle your permit. (*Download Permission Letter from the website.*)

Instructions:

Download, complete, and submit each document as outlined above to ensure a smooth application process.

